

Fund Fact Sheet

Shinhan Balance Fund

Juni 2023 (for the period ended Juni 27, 2023)



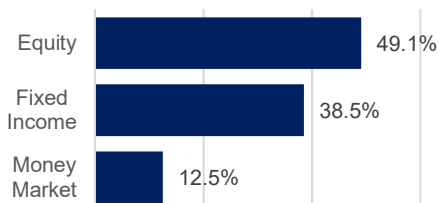
Fund Information

Inception Date	February 8, 2013
Effective Number	S-14778/BL/2012
Fund Category	Balance
Currency	Indonesian Rupiah
AUM (IDR billion)	25.40
NAV / unit	1,945.16
Custodian	Bank DBS Indonesia
Min. Subscription	IDR 100,000
Management Fee	Max. 3.50%
Custodian Fee	Max. 0.15%
Subscription Fee	Max. 2.00%
Redemption Fee	Max. 2.00%
Switching Fee	Max. 1.00%
ISIN Code	IDN000150109

Investment Policy

Equity	1% - 79%
Fixed Income	1% - 79%
Money Market	1% - 79%

Asset Allocation



Top Holdings (in alphabetical order)

MEDC	9.1%
MARK	9.0%
SSIA	9.0%
INDF	8.7%
SMMF03BCN1	8.4%
PJAA02BCN2	7.9%
INKP01BCN3	7.9%
IIFF01BCN2	7.9%
TD Bank Nobu	7.5%
BRMS	5.4%

Disclaimer

INVESTMENT THROUGH MUTUAL FUND CONTAINS RISK. BEFORE DECIDING TO INVEST, PROSPECTIVE INVESTORS MUST READ AND UNDERSTAND THE PROSPECTUS. PAST PERFORMANCE DOES NOT GUARANTEE / REFLECT PERFORMANCE INDICATIONS IN THE FUTURE.

This Materials (the "Materials") have not been approved or rejected by the Financial Services Authority (Otoritas Jasa Keuangan), and OJK has not passed on or endorsed the merits of this Materials or the accuracy or the adequacy of the Materials.

The information contained herein has been compiled from sources that we believe to be reliable. No warranty, whether expressed or implied, is made to the accuracy or completeness of the information. This materials do not constitute offers or sales and are for information purposes only. In deciding whether to invest, you shall not rely on any information provided herein and should make your own investigations and is encouraged to seek assistance from, as well as consult to, experienced professionals in matters relating to investments. Shinhan Asset Management Indonesia as Investment Manager is registered and supervised by OJK.

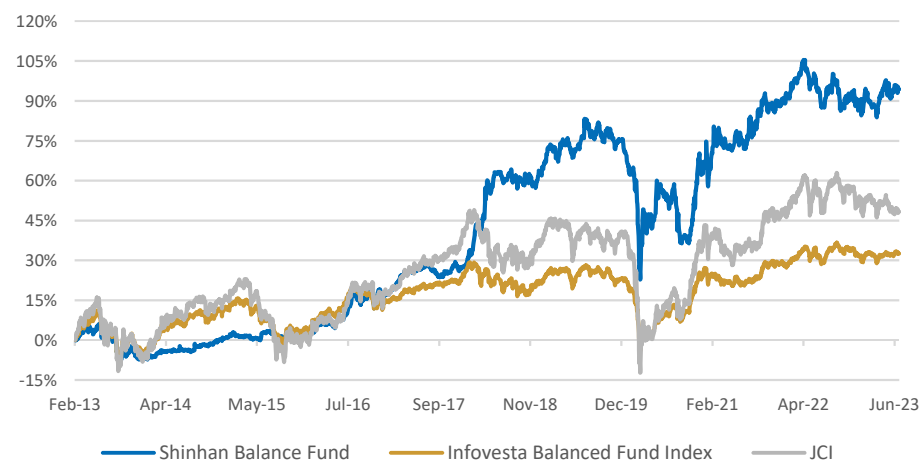
About Shinhan Asset Management Indonesia

Shinhan Asset Management Indonesia (SAMI), formerly Archipelago Asset Management, is part of Shinhan Financial Group, a global financial corporation which operates through banking, insurance, brokerage, and other services. Run by professionals with extensive experience in capital market, SAMI manage various funds for institutional and retail clients based on BAPEPAM LK permit no KEP-04/BL/MI/2012.

Investment Objective

Shinhan Balance Fund aims to achieve optimum long term results through selective portfolio management on Indonesian Equities, Fixed Income and Money Market instruments.

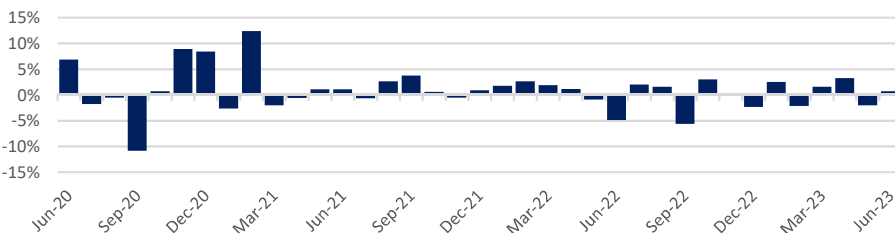
Performance Graph



Historical Return

	1M	3M	6M	YTD	1Y	3Y	SI
SBF	0.70%	1.88%	3.74%	3.74%	2.05%	24.05%	94.52%
IRDC	0.71%	0.66%	0.88%	0.88%	1.43%	22.60%	32.57%
JCI	0.43%	-2.11%	-2.76%	-2.76%	-3.61%	35.81%	48.33%

Monthly Return



PT Shinhan Asset Management Indonesia

Tel : +62 21 3952 5500

www.shinhan-am.co.id